

# Agency Component

Collects information on the policies and practices of each state Adult Protective Services (APS) agency as context for understanding the Case Component or the Key Indicators Component submission.



## General Information

Element No.	Element Name
Agency 1.1	Agency Name 1
Agency 1.2	Agency Name 2
Agency 2.1	Street 1
Agency 2.2	Street 2
Agency 2.3	City
Agency 2.4	State
Agency 2.5	ZIP
Agency 3.1	Street 1
Agency 3.2	Street 2
Agency 3.3	City
Agency 3.4	State
Agency 3.5	ZIP
Agency 4.1	Name
Agency 4.2	Title
Agency 4.3	E-mail
Agency 4.4	Phone
Agency 4.5	Contact's role in agency

Multiple contact names and associated information can be entered



## Agency Profile

Element No.	Element Name
Agency 5	Data sources
Agency 6	Population served
Agency 6.1	Population served: setting
Agency 7	Investigator FTEs filled
Agency 7.1	Supervisor FTEs filled
Agency 8	Intake
Agency 9	Reports accepted for investigation
Agency 9.1	Reports not accepted, or resolved through I&R/I&RA
Agency 10	Response time in hours
Agency 11	Investigation completion time in days
Agency 12	Types of maltreatment
Agency 13	Standard of evidence
Agency 14	Assessment tools
Agency 15	Service gaps
Agency 16	Perpetrators



## Investigations

1 Data Element



## Clients

3 Data Elements



## Victims

11 Data Elements



## Perpetrator

5 Data Elements

# Key Indicators

Summary statistics on all cases in a federal fiscal year on 20 data elements, currently 16 states provide this data

## Summary data on:

- Investigations closed during the reporting year
- Clients investigated; interagency coordination; case closure reason
- Victim (substantiated allegation) demographics; disabilities and conditions; maltreatments; investigation outcomes
- Perpetrator demographics; relationship and association to victims; legal actions

# OR



## Investigations

7 Data Elements



## Clients

30 Data Elements



## Perpetrator

7 Data Elements



## Maltreatment Allegations

2 Data Elements



## Client/Perpetrator Relationship

8 Data Elements

## Detailed data on:


- Each investigation closed during the reporting period
- Each client investigated (clients may have multiple investigations)
- Each maltreatment type; dispositions
- Each perpetrator responsible for substantiated maltreatment
- Relationship between the victim of a substantiated maltreatment and the perpetrator

# Case Component

Case-level information on all cases in federal fiscal year on 54 data elements includes all KI data elements, currently 36 states provide this data


# Key Indicators

Summary statistics on all cases in federal fiscal year on 20 data elements



**Investigations**  
1 Data Element


Element No.	Element Name/Description
K 1	Investigations closed



**Clients**  
3 Data Elements

Element No.	Element Name/Description
K 2	Clients who received an investigation
K 3	Clients who received interagency coordination
K 4.1	Investigation completed
K 4.2	Investigation completed and protective services case completed
K 4.3	Investigation unable to be completed (non-specific)
K 4.3.1	Investigation unable to be completed due to death of client during investigation
K 4.3.2	Investigation unable to be completed due to refusal of client
K 4.4	Protective services case opened but not completed (non-specific)
K 4.4.1	Protective services case closed due to death of client
K 4.4.2	Protective services case closed due to client decision to not continue
K 4.5	Other
K 4.6	Unknown

Clients by case closure reason



**Victims**  
11 Data Elements

Element No.	Element Name/Description
K 5	Clients found to be victims
K 6.1	18-29 years
K 6.2	30-39 years
K 6.3	40-49 years
K 6.4	50-59 years
K 6.5	60-69 years
K 6.6	70-74 years
K 6.7	75-84 years
K 6.8	85 and older
K 6.9	Unknown
K 7.1	American Indian or Alaska Native
K 7.2	Asian
K 7.3	Black or African American
K 7.4	Native Hawaiian or Other Pacific Islander
K 7.5	White
K 7.6	Other
K 7.7	Unknown
K 8.1	Hispanic, Latino/a, or Spanish
K 8.2	Not Hispanic, Latino/a, or Spanish
K 8.3	Unknown
K 9.1	Male
K 9.2	Female
K 9.3	Transgender
K 9.4	Unknown
K 10	Number of victims who received one or more benefits
K 11	Number of victims with one or more disabilities
K 12	Number of victims with one or more screened or diagnosed behavioral conditions
K 13.1	Abandonment
K 13.2	Emotional abuse
K 13.3	Exploitation (non-specific)
K 13.3.1	Financial exploitation
K 13.3.2	Other exploitation
K 13.4	Neglect
K 13.5	Physical abuse
K 13.6	Sexual abuse
K 13.7	Suspicious death
K 13.8	Self-neglect
K 13.9	Other
K 13.10	Unknown
K 14	Victims with guardian or conservator at start of investigation
K 15	Victims who received services or were referred for services by APS

Victims by Age

Victims by Race


Victims by Ethnicity

Victims by Gender Identity

Victims by Maltreatment Type

Element No.	Element Name/Description
K 16.1	17 and younger
K 16.2	18-29 years
K 16.3	30-39 years
K 16.4	40-49 years
K 16.5	50-59 years
K 16.6	60-69 years
K 16.7	70-74 years
K 16.8	75-84 years
K 16.9	85 and older
K 16.10	Unknown

Perpetrators by Age



**Perpetrator**  
5 Data Elements

Element No.	Element Name/Description
K 17.1	Male
K 17.2	Female
K 17.3	Transgender
K 17.4	Unknown

Perpetrators by Gender Identity

Element No.	Element Name/Description
K 18	Perpetrators who had a kinship relationship to the victim
K 19	Perpetrators who had one or more associations to victim
K 20	Perpetrators for whom one or more legal remedies on behalf of the victim were recommended or sought

# Case Component

Case-level information on all cases in federal fiscal year on 54 data elements, including all Key Indicators data elements.



## Investigations

7 Data Elements

Element No.	Element Name	Code Values	Element No.	Element Name	Code Values
Inv1	Investigation ID	N/A	Inv5	Investigation start date	N/A
Inv2	Report date	N/A	Inv6	Investigation disposition date	N/A
Inv3	Report Source	15 code values	Inv7	Case closure date	N/A
Inv4	State/county FIPS code of investigative agency	N/A			



## Clients

30 Data Elements

Element No.	Element Name	Code Values	Element No.	Element Name	Code Values
Cl1	Client ID	N/A	Cl17	Disabilities	9 code values
Cl2	Maltreatment setting	12 code values	Cl18	ADL score	N/A
Cl3	State/county FIPS code of client	N/A	Cl19	IADL score	N/A
Cl4	Case closure reason	9 code values	Cl20	Behavioral health screenings or diagnoses	10 code values
Cl5	Age	58 code values	Cl21	Living setting at start	8 code values
Cl6	Gender identity	3 code values	Cl22	Living setting at close	8 code values
Cl7	Sexual orientation	5 code values	Cl23	Substitute decision makers at start	7 code values
Cl8	Race	17 code values	Cl24	Substitute decision makers at close	7 code values
Cl9	Ethnicity	6 code values	Cl25	Services at start	19 code values
Cl10	Primary language	13 code values	Cl26	Services APS	19 code values
Cl11	Marital status	7 code values	Cl27	Services referred	19 code values
Cl12	Schooling level	4 code values	Cl28	Services at close	19 code values
Cl13	Employment status	4 code values	Cl29	Interagency coordination	7 code values
Cl14	Income level	5 code values	Cl30	Previous report	2 code values
Cl15	Benefits	9 code values			
Cl16	Veteran status	2 code values			



## Maltreatment Allegation

2 Data Elements

Element No.	Element Name	Code Values
Mal1	Maltreatment type	11 code values
Mal2	Maltreatment disposition	4 code values



## Perpetrator

7 Data Elements

Element No.	Element Name	Code Values	Element No.	Element Name	Code Values
Per1	Perpetrator ID	N/A	Per5	Ethnicity	6 code values
Per2	Age	58 code values	Per6	Disabilities	9 code values
Per3	Gender identity	3 code values	Per7	Behavioral health screenings or diagnoses	10 code values
Per4	Race	17 code values			

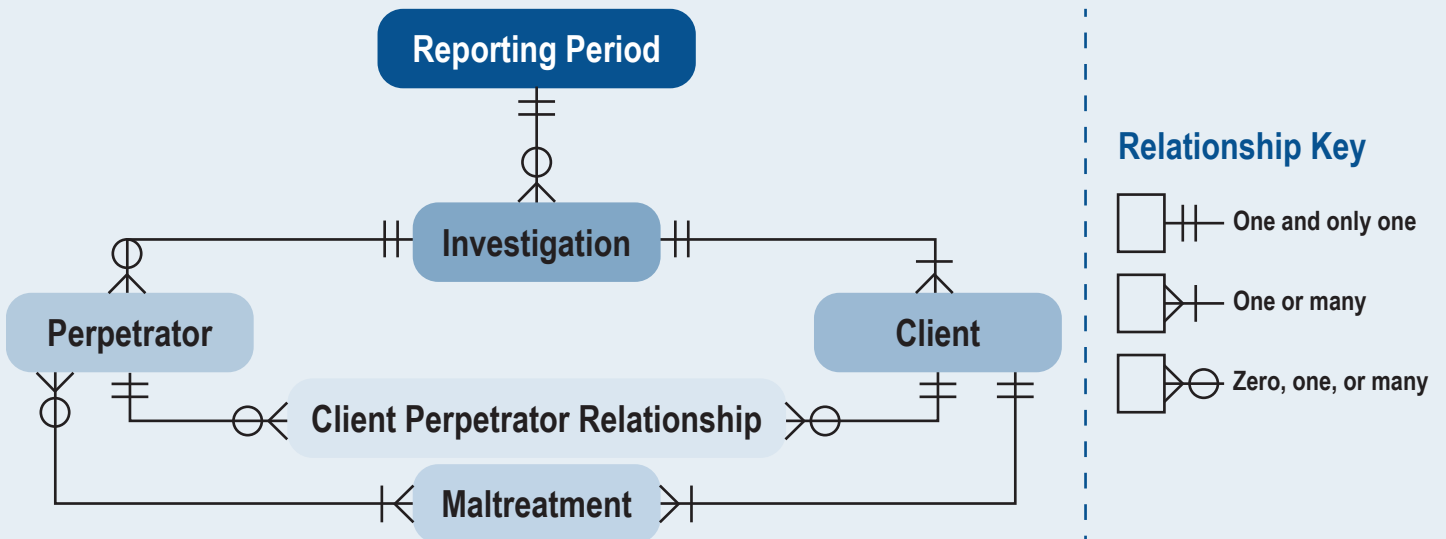


## Client/Perpetrator Relationship

8 Data Elements

Element No.	Element Name	Code Values	Element No.	Element Name	Code Values
CPR1	Cohabitation at start	2 code values	CPR6	Perpetrator substitute decision maker at start	7 code values
CPR2	Cohabitation at close	2 code values	CPR7	Perpetrator substitute decision maker at close	7 code values
CPR3	Kinship relationship	10 code values	CPR8	Perpetrator legal remedy Recommendation	6 code values
CPR4	Perpetrator association at start	10 code values			
CPR5	Perpetrator association at close	10 code values			

# NAMRS Entity Relationships Diagram



# Case Component code values for all 54 data elements



## Investigations

7 Data Elements

Element No.	Code Values
<b>Inv1</b>	N/A
<b>Inv2</b>	N/A
<b>Inv3</b>	1 = substitute decision maker
	2 = in-home caregiver
	3 = nursing home staff
	4 = residential care community staff
	5 = education professional
	6 = financial professional
	7 = law enforcement, judicial, or legal professional
	8 = medical or health professional
	9 = mental and behavioral health professional
	10 = social services professional
	11 = other professional
	12 = relative
	13 = neighbor, friend, other nonrelative, other nonprofessional
	14 = self
	15 = no role identified
<b>Inv4</b>	N/A
<b>Inv5</b>	N/A
<b>Inv6</b>	N/A
<b>Inv7</b>	N/A



## Clients

30 Data Elements

Element No.	Code Values
<b>Clt1</b>	N/A
<b>Clt2</b>	10 = own residence or private residence of relative or caregiver
	20 = residential care community (non-specific)
	21 = licensed residential care community
	22 = unlicensed residential care community
	30 = nursing home (non-specific)
	31 = licensed nursing home
	32 = unlicensed nursing home
	40 = adult day services center (non-specific)
	41 = licensed adult day services center
	42 = unlicensed adult day services center
50 = place of business or other services	
60 = other	
<b>Clt3</b>	N/A
<b>Clt4</b>	10 = investigation completed
	20 = investigation completed and protective services case completed
	30 = investigation unable to be completed (non-specific)
	31 = investigation unable to be completed due to death of client during investigation
	32 = investigation unable to be completed due to refusal of client
	40 = protective services case opened but not completed (non-specific)
	41 = protective services case closed due to death of client
	42 = protective services case closed due to client decision to not continue
	50 = other



## Clients (Continued)

30 Data Elements

### Element No. Code Values

<b>Cl5</b>	N/A
	1 = male
<b>Cl6</b>	2 = female 3 = transgender
	1 = straight 2 = gay/lesbian 3 = bisexual 4 = questioning 5 = other
	10 = American Indian or Alaska Native 20 = Asian (non-specific) 21 = Asian Indian 22 = Chinese 23 = Filipino 24 = Japanese 25 = Korean 26 = Vietnamese 27 = Other Asian
<b>Cl8</b>	30 = Black or African American 40 = Native Hawaiian or Other Pacific Islander (non-specific) 41 = Native Hawaiian 42 = Guamanian or Chamorro 43 = Samoan 44 = other Pacific Islander 50 = White 60 = Other
	10 = yes, Hispanic or Latino/a, or Spanish origin (non-specific) 11 = Mexican, Mexican American, Chicano/a 12 = Puerto Rican 13 = Cuban 14 = other Hispanic, Latino/a, or Spanish origin 20 = no, not Hispanic or Latino/a, or Spanish origin

### Element No. Code Values

	1 = Arabic 2 = Chinese 3 = English 4 = French 5 = German 6 = Korean
<b>Cl10</b>	7 = Russian 8 = Spanish or Spanish Creole 9 = Tagalog 10 = Vietnamese 11 = sign language 12 = assistive technology 13 = other
	1 = never married 2 = married 3 = domestic partner, including civil union 4 = divorced 5 = separated 6 = widowed 7 = other
<b>Cl11</b>	1 = less than high school 2 = high school diploma or equivalent 3 = associate's degree or bachelor's degree 4 = advanced degree
<b>Cl12</b>	1 = employed 2 = unemployed 3 = not in labor force 4 = other
<b>Cl13</b>	1 = less than \$25,000 2 = \$25,000-\$49,999 3 = \$50,000-\$74,999 4 = \$75,000-\$99,999 5 = \$100,000 or more





## Clients (Continued)

30 Data Elements

**Element No.**

**Code Values**

**Clt15**

- 1 = Medicaid
- 2 = Medicare
- 3 = publicly-subsidized housing
- 4 = Social Security Disability Insurance (SSDI)
- 5 = Social Security retirement benefits
- 6 = Supplemental Security Income (SSI)
- 7 = Temporary Assistance for Needy Families (TANF)
- 8 = veterans' disabled benefits
- 9 = Other

**Clt16**

- 1 = veteran
- 2 = non-veteran

**Clt17**

- 1 = ambulatory difficulty
- 2 = cognitive difficulty
- 3 = communication difficulty
- 4 = hearing difficulty
- 5 = independent living difficulty
- 6 = self-care difficulty
- 7 = vision difficulty
- 8 = other
- 9 = none

**Clt18**

N/A

**Clt19**

N/A

**Clt20**

- 1 = alcohol use disorder
- 2 = anxiety
- 3 = bipolar disorder
- 4 = dementia
- 5 = depression
- 6 = schizophrenia and other psychotic disorders
- 7 = substance use disorder
- 8 = traumatic brain injury
- 9 = other
- 10 = none

**Element No.**

**Code Values**

**Clt21**

- 10 = own residence or residence of relative or caregiver
- 20 = residential care community (non-specific)
- 21 = licensed residential care community
- 22 = non-licensed residential care community
- 30 = nursing home (non-specific)
- 31 = licensed nursing home
- 32 = non-licensed nursing home
- 40 = other

**Clt22**

- 10 = own residence or residence of relative or caregiver
- 20 = residential care community (non-specific)
- 21 = licensed residential care community
- 22 = non-licensed residential care community
- 30 = nursing home (non-specific)
- 31 = licensed nursing home
- 32 = non-licensed nursing home
- 40 = other

**Clt23**

- 10 = health care proxy in effect
- 20 = financial proxy in effect
- 30 = guardianship or conservatorship (non-specific)
- 31 = guardianship or conservatorship of person
- 32 = guardianship or conservatorship of property
- 40 = representative payee
- 50 = none

**Clt24**

- 0 = health care proxy in effect
- 20 = financial proxy in effect
- 30 = guardianship or conservatorship (non-specific)
- 31 = guardianship or conservatorship of person
- 32 = guardianship or conservatorship of property
- 40 = representative payee
- 50 = none





## Clients (Continued)

30 Data Elements

**Element  
No.**

**Code Values**

**Cl25**

- 1 = care/case management services
- 2 = caregiver support services
- 3 = community day services
- 4 = education, employment, and training services
- 5 = emergency assistance and material aid services
- 6 = financial planning services
- 7 = housing and relocation services
- 8 = in-home assistance services
- 9 = legal services
- 10 = medical and dental services
- 11 = medical rehabilitation services
- 12 = mental health services
- 13 = nutrition
- 14 = public assistance benefits
- 15 = substance use services
- 16 = transportation
- 17 = victim services
- 18 = other services
- 19 = none

**Cl26**

- 1 = care/case management services
- 2 = caregiver support services
- 3 = community day services
- 4 = education, employment, and training services
- 5 = emergency assistance and material aid services
- 6 = financial planning services
- 7 = housing and relocation services
- 8 = in-home assistance services
- 9 = legal services
- 10 = medical and dental services
- 11 = medical rehabilitation services
- 12 = mental health services
- 13 = nutrition
- 14 = public assistance benefits
- 15 = substance use services
- 16 = transportation
- 17 = victim services
- 18 = other services
- 19 = none

**Element  
No.**

**Code Values**

**Cl27**

- 1 = care/case management service
- 2 = caregiver support services
- 3 = community day services
- 4 = education, employment, and training services
- 5 = emergency assistance and material aid services
- 6 = financial planning services
- 7 = housing and relocation services
- 8 = in-home assistance services
- 9 = legal services
- 10 = medical and dental services
- 11 = medical rehabilitation services
- 12 = mental health services
- 13 = nutrition
- 14 = public assistance benefits
- 15 = substance use services
- 16 = transportation
- 17 = victim services
- 18 = other services
- 19 = none

**Cl28**

- 1 = care/case management services
- 2 = caregiver support services
- 3 = community day services
- 4 = education, employment, and training services
- 5 = emergency assistance and material aid services
- 6 = financial planning services
- 7 = housing and relocation services
- 8 = in-home assistance services
- 9 = legal services
- 10 = medical and dental services
- 11 = medical rehabilitation services
- 12 = mental health services
- 13 = nutrition
- 14 = public assistance benefits
- 15 = substance use services
- 16 = transportation
- 17 = victim services
- 18 = other services
- 19 = none



## Clients (Continued)

30 Data Elements

**Element No.**

**Code Values**

**Clt29**

- 1 = law enforcement or prosecutorial offices
- 2 = Protection and Advocacy or Client Advocacy Program (CAP)
- 3 = state licensing agency
- 4 = State Medicaid Fraud Control Unit (MFCU)
- 5 = Long Term Care Ombudsman Program
- 6 = other
- 7 = none

**Element No.**

**Code Values**

**Clt30**

- 1 = yes
- 2 = no



## Maltreatment Allegation

2 Data Elements

**Element No.**

**Code Values**

**Mal1**

- 10 = abandonment
- 20 = emotional abuse
- 30 = exploitation (non-specific)
- 31= financial exploitation
- 32= other exploitation
- 40 = neglect
- 50 = physical abuse
- 60 = sexual abuse
- 70 = suspicious death
- 80 = self-neglect
- 90 = other

**Element No.**

**Code Values**

**Mal2**

- 1 = substantiated
- 2 = inconclusive
- 3 = unsubstantiated
- 4 = other



## Perpetrator

7 Data Elements

### Element No. Code Values

**Per1** N/A

**Per2** N/A

**Per3** 1 = male  
2 = female  
3 = transgender

**Per4** 10 = American Indian or Alaska Native  
20 = Asian (non-specific)  
21 = Asian Indian  
22 = Chinese  
23 = Filipino  
24 = Japanese  
25 = Korean  
26 = Vietnamese  
27 = Other Asian  
30 = Black or African American  
40 = Native Hawaiian or Other Pacific Islander (non-specific)  
41 = Native Hawaiian  
42 = Guamanian or Chamorro  
43 = Samoan  
44 = other Pacific Islander  
50 = White  
60 = Other

**Per5** 10 = yes, Hispanic or Latino/a, or Spanish origin (non-specific)  
11 = Mexican, Mexican American, Chicano/a  
12 = Puerto Rican  
13 = Cuban  
14 = other Hispanic, Latino/a, or Spanish origin  
20 = no, not Hispanic or Latino/a, or Spanish origin

### Element No. Code Values

1 = ambulatory difficulty  
2 = cognitive difficulty  
3 = communication difficulty  
4 = hearing difficulty

**Per6** 5 = independent living difficulty  
6 = self-care difficulty  
7 = vision difficulty  
8 = other  
9 = none

**Per7** 1 = alcohol use disorder  
2 = anxiety  
3 = bipolar disorder  
4 = dementia  
5 = depression  
6 = schizophrenia and other psychotic disorders  
7 = substance use disorder  
8 = traumatic brain injury  
9 = other  
10 = none



## Client/Perpetrator Relationship

8 Data Elements

### Element No. Code Values

**CPR1**  
1 = yes  
2 = no

**CPR2**  
1 = yes  
2 = no

**CPR3**  
10 = yes (non-specific)  
11 = spouse  
12 = domestic partner, including civil union  
13 = parent  
14 = child  
15 = sibling  
16 = grandparent  
17 = grandchild  
18 = other relative  
20 = none

**CPR4**  
10 = nursing home staff  
20 = residential care community staff  
30 = relative caregiver (non-specific)  
31 = paid relative caregiver  
32 = unpaid relative caregiver  
40 = nonrelative caregiver (non-specific)  
41 = paid nonrelative caregiver  
42 = unpaid nonrelative caregiver  
50 = other relationship  
60 = none

**CPR5**  
10 = nursing home staff  
20 = residential care community staff  
30 = relative caregiver (non-specific)  
31 = paid relative caregiver  
32 = unpaid relative caregiver  
40 = nonrelative caregiver (non-specific)  
41 = paid nonrelative caregiver  
42 = unpaid nonrelative caregiver  
50 = other relationship  
60 = none

### Element No. Code Values

**CPR6**  
10 = health care proxy in effect  
20 = financial proxy in effect  
30 = guardianship or conservatorship (non-specific)  
31 = guardianship or conservatorship of person  
32 = guardianship or conservatorship of property  
40 = representative payee  
50 = none

**CPR7**  
10 = health care proxy in effect  
20 = financial proxy in effect  
30 = guardianship or conservatorship (non-specific)  
31 = guardianship or conservatorship of person  
32 = guardianship or conservatorship of property  
40 = representative payee  
50 = none

**CPR8**  
1 = Removal of guardianship rights  
2 = Restraining order on perpetrator regarding the client  
3 = Eviction of perpetrator  
4 = Restitution by perpetrator  
5 = Other legal remedy  
6 = None